


## PU FLEX GLITTER




White  
G100



Black  
G199




Red  
G350



Blue  
G230



Gold  
GM410




Silver  
GM150




Pink  
G390



Purple  
G290



Orange Fluo  
G370



Yellow Fluo  
G450

# PU FLEX GLITTER

## DESCRIPTION

PU material for computer cutting applications

## SPECIFICATIONS

**Size:** 50 cm x 25 m

**N.W:** 5 kg / roll

## TRANSFER CONDITIONS

The following instructions are given as guideline only.

**Temperature:** 150°C (302°F)

**Pressing time:** 12 seconds

## HOW TO USE

- 1) Cut an image on the PU in reverse by a plotter machine.
- 2) Weed the excess flex.
- 3) Place the image on a T-Shirt.
- 4) Press it on at medium pressure for 12 seconds.
- 5) Remove the polyester backing film while it is hot peel.

## SUITABLE FOR

Cotton, mixtures of polyester / cotton and polyester / acrylic or for similar textile.


Not suitable for treated and dyed garments.

## NOTICE

*All information given in this sheet is based on our experience. We recommend you to perform a test prior to standart production.*



Cut the image in reverse



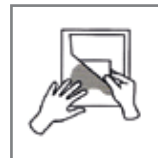
150°C (302°F)



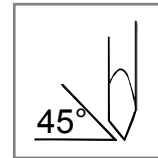
Medium, even pressure



12 seconds for pressing



HOT Peel



45°



60°