




PU FLEX SHINE


Pearl
SH150



Blue
SH286



Pink
SH206



Yellow
SH379

PU FLEX SHINE

DESCRIPTION

PU material for computer cutting applications

SPECIFICATIONS

Size: 50 cm x 25 m

N.W: 5 kg / roll

TRANSFER CONDITIONS

The following instructions are given as guideline only.

Temperature: 150°C (302°F)

Pressing time: 12 seconds

HOW TO USE

- 1) Cut an image on the PU in reverse by a plotter machine.
- 2) Weed the excess flex.
- 3) Place the image on a T-Shirt.
- 4) Press it on at medium pressure for 12 seconds.
- 5) Remove the polyester backing film while it is warm peel.

SUITABLE FOR

Cotton, mixtures of polyester / cotton and polyester / acrylic or for similar textile.


Not suitable for treated and dyed garments.

NOTICE

All information given in this sheet is based on our experience. We recommend you to perform a test prior to standart production.



Cut the image in reverse



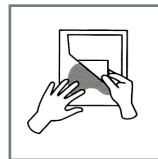
150°C (302°F)



Medium, even pressure



12 seconds for pressing



WARM Peel

