





OS001
White




OS002
Black



OS003
Royal Blue



OS004
Navy Blue



OS005
Sky Blue



OS006
Yellow




OS007
Golden Yellow




OS008
Red




OS009
Orange




OS010
Purple




OS011
Green




OS012
Gray




OS013
Brown




OS014
Pink




OS015
Maroon




OS016
Gold



OS017
Silver




OS018
Dark Blue




OS019
Deep Blue




OS020
Hot Red




OS021
Dark Green




OS022
Lime Yellow




OS023
Aqua Blue



OS024
Aqua Marine



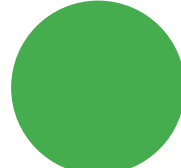
OS025
Camel




OS026
Fuchsia



OS027
Khaki



OS028
Light Green



OS029
Dark Silver



OS031
Neon Yellow




OS032
Neon Orange




OS033
Neon Pink




OS034
Neon Green




OS035
Neon Blue



OS041
Mid Blue



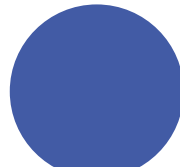
OS042
Magenta




OS043
Beige




OS030
L Grey




OS045
Ocean Blue




OS046
Dark Navy




OS048
Light Camel



OS049
Dark Khaki



OS050
Rose Gold



OS051
Peach

PVC FLEX

DESCRIPTION

PVC material for computer cutting applications

SPECIFICATIONS

Size: 50 cm x 50 m

N.W: 10,6 kg / roll

TRANSFER CONDITIONS

The following instructions are given as guideline only.

Temperature: 150°C (302°F) 160°C (320°F)

Pressing time: 10 ~ 12 seconds

HOW TO USE

- 1) Cut an image on the flex in reverse by a plotter machine.
- 2) Weed the excess flex.
- 3) Place the image on a T-Shirt.
- 4) Press it on at medium pressure for 10 to 12 seconds.
- 5) Remove the polyester backing film while it is warm/cool.

SUITABLE FOR

Cotton, mixtures of polyester / cotton and polyester / acrylic or for similar textile.


Not suitable for treated and dyed garments.

NOTICE

All information given in this sheet is based on our experience. We recommend you to perform a test prior to standart production.



Cut the image in reverse



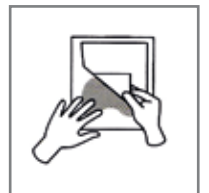
150°C (302°F) ~160°C (320°F)



Medium, even pressure



10 - 12 seconds for pressing



Peel WARM/COOL