



## GLITTER HOLOGRAM



GHR-30



GHR-31



GHR-32



GMX-01

# GLITTER HOLOGRAM

## DESCRIPTION

Glitter material for computer cutting applications

## SPECIFICATIONS

**Size:** 50 cm x 50 m

**N.W:** 11 kg / roll

## TRANSFER CONDITIONS

The following instructions are given as guideline only.

**Temperature:** 150°C (302°F) 160°C (320°F)

**Pressing time:** 10 ~ 15 seconds

## HOW TO USE

- 1) Cut an image on the glitter in reverse by a plotter machine.
- 2) Weed the excess glitter.
- 3) Place the image on a T-Shirt.
- 4) Press it on at medium pressure for 10 to 15 seconds.
- 5) Remove the polyester backing film while it is warm/cool.

## SUITABLE FOR

Cotton, mixtures of polyester / cotton and polyester / acrylic or for similar textile.


Not suitable for treated and dyed garments.

## NOTICE

*All information given in this sheet is based on our experience. We recommend you to perform a test prior to standart production.*



Cut the image in reverse



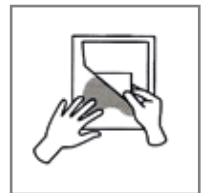
150°C (302°F) ~160°C (320°F)



Medium, even pressure



10 - 15 seconds for pressing



Peel WARM/COOL