



RUBBER




White
S100




Black
S199




Grey
S105



Navy Blue
S205




Royal Blue
S230




Red
S350




Orange
S370




Gold Yellow
S410




Medium Yellow
S430



Green
S540




Gold
M410




Silver
M150



Pink Fluo
F390



Yellow Fluo
F450



Green Fluo
F540

3D REFLECTIVE FILM



HT 3000 D
Silver



HT 3500 D
Dark Gray

RUBBER - 3D REFLECTIVE FILM

DESCRIPTION

PU material for computer cutting applications

SPECIFICATIONS

Rubber:	3D Reflective Film:
Size: 50 cm x 25 m	Size: 50 cm x 25 m
N.W: 5 kg / roll	N.W: 9,6 kg / roll

TRANSFER CONDITIONS

The following instructions are given as guideline only.

Temperature: 150°C (302°F)

Pressing time: 5 seconds front side + 20 seconds back side

HOW TO USE

- 1) Cut an image on the PU in reverse by a plotter machine.
- 2) Weed the excess flex.
- 3) Place the image on a T-Shirt.
- 4) Press it on at medium pressure (4 bar) for 5 seconds front side + 20 seconds back side.
- 5) Remove the polyester backing film while it is warm peel.

SUITABLE FOR

Cotton, mixtures of polyester / cotton and polyester / acrylic or for similar textile.


Not suitable for treated and dyed garments.

NOTICE

All information given in this sheet is based on our experience. We recommend you to perform a test prior to standart production.



Cut the image in reverse



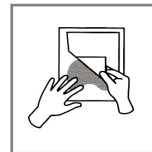
150°C (302°F)



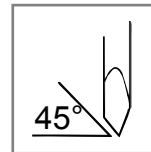
Medium, even pressure



5 seconds front side +
20 seconds back side



WARM Peel



45°



40°