




3D PU EMBOSSED



HT630D-RP
Gold



HT605D-RP
Black



HT600D-RP
Silver

3D PU EMBOSSED

DESCRIPTION

PU material for computer cutting applications

SPECIFICATIONS

3D PU Embossed:

Size: 50 cm x 25 m

N.W: 9,6 kg / roll

TRANSFER CONDITIONS

The following instructions are given as guideline only.

Temperature: 150°C (302°F)

Pressing time: 5 seconds front side + 20 seconds back side

HOW TO USE

- 1) Cut an image on the PU in reverse by a plotter machine.
- 2) Weed the excess flex.
- 3) Place the image on a T-Shirt.
- 4) Press it on at medium pressure (4 bar) for 5 seconds front side + 20 seconds back side.
- 5) Remove the polyester backing film while it is warm peel.

SUITABLE FOR

Cotton, mixtures of polyester / cotton and polyester / acrylic or for similar textile.


Not suitable for treated and dyed garments.

NOTICE

All information given in this sheet is based on our experience. We recommend you to perform a test prior to standart production.



Cut the image in reverse



150°C (302°F)



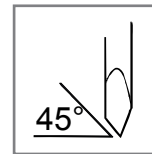
Medium, even pressure



5 seconds front side +
20 seconds back side



WARM Peel



45°



40°