



CARBON FLEX




White
CS100




Black
CS199




Royal Blue
CS320




Flame Red
CS360




Orange
CS370




Baby Pink
CS385




Medium Yellow
CS430




Apple Green
CS520



Silver
CSM150



Gold
CSM410



Graphite
CSM600

CARBON FLEX

DESCRIPTION

PU material for computer cutting applications

SPECIFICATION

Size: 50 cm x 5 m

N.W: 2 kg / roll

TRANSFER CONDITION

The following instructions are given as guideline only.

Temperature: 140°C (284°F)

Pressing Time: 8 seconds

HOW TO USE

- 1) Cut an image on the PU in reverse by a plotter machine.
- 2) Weed the excess flex.
- 3) Place the image on a T-shirt.
- 4) Press it on at medium pressure for 8 seconds.
- 5) Remove the polyester backing film while it is warm peel.

SUITABLE FOR

Cotton, mixtures of polyester / cotton and polyester / acrylic or for similar textile.


Not suitable for treated and dyed garments.

NOTICE

All information given in this sheet is based on our experience. We recommend you to perform a test prior to standard production.



Cut the image in reverse



140°C (284°F)



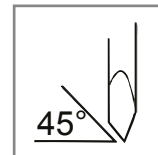
Medium, even pressure



8 seconds for pressing



WARM Peel



45°



40°