




TRUTAPE

Plotter Films



www.trutape.com.tr



PU FLEX (90 MICRON)


TRUTAPE




White
S100




Black
S199




Grey
S105




Ice Grey
S106




Navy Blu
S205




Blue 55
S210




Royal Blu
S230




Blue 48
S240




Torquouise
S250




Aqua Green
S255




Sapphire
S260




Blue Layette
S270




Sky Blue
S280



Liliac
S285




Purple
S290




Aubergine
S300




Violetto 16
S305




Brown
S310




Leather Brown
S320




Camel
S334




Bordeaux
S330




Cardinal Red
S340



Red
S350



Flame Red
S360




Orange
S370



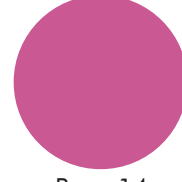
Salmon
S375



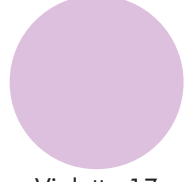
Magenta
S380



Pink
S390



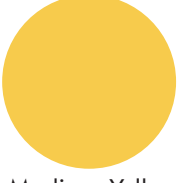
Rosa 14
S395



Violetto 17
S400



Gold Yellow
S410



Medium Yellow
S430



Lemon Yellow
S450



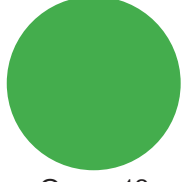
Lime
S440




Beige
S490




Apple Green
S520




Green 48
S530



Green
S540



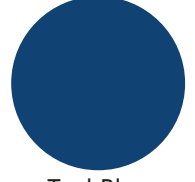
Forest Green
S560



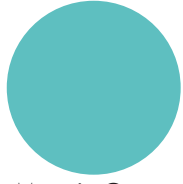
Military Green
S580




Middle Blue
S207



Teal Blue
S245



Mosaic Green
S515



Olive
S550



Mehmet Nesih Özmen Mah. Savur Sk. No: 22 Merter - Güngören / İSTANBUL

Tel: 0 212 637 37 10 Faks: 0 212 637 37 80

www.trutape.com.tr



PU FLEX (90 Mikron)

ÜRÜN TANIMI

Plotter ile kesim uygulamaları için PU malzeme

ÖZELLİKLER

Ebat: 50 cm x 25 m

Net kilo: 5 kg/rol

BASIM TALİMATLARI

Aşağıdaki talimatlar sadece normal şartlara göredir.

Derece: 150°C (302°F)

Baskı süresi: 12 saniye

KULLANIM TALİMATLARI

- 1) PU üzerinde plotter makinası ile ürünü tersten kesiniz.
- 2) Fazlalıkları çıkarınız.
- 3) Ürünü tişörtün üzerine koyunuz.
- 4) Orta basınçta 12 saniye presleyiniz.
- 5) Sıcakken polyester taşıyıcı filmi çekiniz.

UYGUN KUMAŞLAR

Pamuk, polyester/pamuk karışımı, polyester/akrilik vb tekstiller için uygundur.

Boyanmış ve işlem görmüş kumaşlar için uygun değildir.


UYARI

Bu belgedeki bilgiler bizim tecrübelerimize dayanarak verilmiştir.

Size standart üretimizden önce ürünümüzü test etmenizi öneririz.



Deseni tersten kesiniz



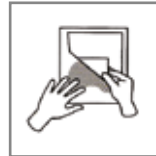
150°C (302°F)



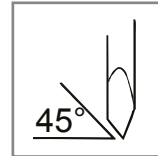
Orta basınç



12 saniye presleme



Sıcak Çekim



45°




40°


PU FLEX (70 MICRON)




White
S100




Black
S199




Grey
S105




Navy Blu
S205



Royal Blu
S230




Sky Blue
S280




Red
S350




Orange
S370




Medium Yellow
S430




Gold Yellow
S410




Lemon Yellow
S450




Green
S540




Rosa 14
S395




Bordeaux
S330



Pink
S390



Gold
M410



Silver
M150



White Matt (65 Micron)
S100

PU FLEX (70 Mikron)

ÜRÜN TANIMI

Plotter ile kesim uygulamaları için PU malzeme

ÖZELLİKLER

Ebat: 50 cm x 25 m

Net kilo: 5 kg/rol

BASIM TALİMATLARI

Aşağıdaki talimatlar sadece normal şartlara göredir.

Derece: 150°C (302°F)

Baskı süresi: 12 saniye

KULLANIM TALİMATLARI

- 1) PU üzerinde plotter makinası ile ürünü tersten kesiniz.
- 2) Fazlalıkları çıkarınız.
- 3) Ürünü tişörtün üzerine koyunuz.
- 4) Orta basınçta 12 saniye presleyiniz.
- 5) Ilıkken polyester taşıyıcı filmi çekiniz.

UYGUN KUMAŞLAR

Pamuk, polyester/pamuk karışımı, polyester/akrilik vb tekstiller için uygundur.

Boyanmış ve işlem görmüş kumaşlar için uygun değildir.


UYARI

Bu belgedeki bilgiler bizim tecrübelerimize dayanarak verilmiştir.

Size standart üretiminizden önce ürünümüzü test etmenizi öneririz.



Deseni tersten kesiniz



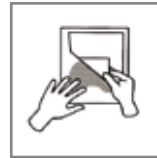
150°C (302°F)



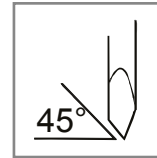
Orta basınç



12 saniye presleme



Ilık çekim



45°




40°


PU FLEX NYLON




White
S100




Black
S199



Navy Blu
S205




Royal Blu
S230




Red
S350




Orange
S370




Medium Yellow
S430




Gold Yellow
S410




Green
S540



Forest Green
S560



Gold
M410



Silver
M150

PU FLEX NYLON

ÜRÜN TANIMI

Plotter ile kesim uygulamaları için PU malzeme

ÖZELLİKLER

Ebat: 50 cm x 25 m

Net kilo: 5 kg/rol

BASIM TALİMATLARI

Aşağıdaki talimatlar sadece normal şartlara görelerdir.

Derece: 140°C (284°F) 145°C (293°F)

Baskı süresi: 12 saniye

KULLANIM TALİMATLARI

- 1) PU üzerinde plotter makinası ile ürünü tersten kesiniz.
- 2) Fazlalıkları çıkarınız.
- 3) Ürünü tişörtün üzerine koyunuz.
- 4) Orta basınçta 12 saniye presleyiniz.
- 5) Sıcakken polyester taşıyıcı filmi çekiniz.

UYGUN KUMAŞLAR

Pamuk, polyester/pamuk karışımı, polyester/akrilik vb tekstiller için uygundur.

Boyanmış ve işlem görmüş kumaşlar için uygun değildir.


UYARI

Bu belgedeki bilgiler bizim tecrübelerimize dayanarak verilmiştir.

Size standart üretimizden önce ürünümüzü test etmenizi öneririz.



Deseni tersten kesiniz



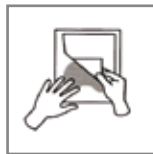
140°C (284°F) ~145°C (293°F)



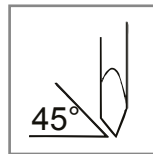
Orta basınç



12 saniye presleme



Sıcak çekim



45°




40°


PU FLEX SUBLISTOP




White
S8100




Red
S8350




Orange
S8370



Gold Yellow
S8410




Medium Yellow
S8430




Lemon Yellow
S8450


PU FLEX FLUO




Blue
F280




Orange
F370




Pink
F390



Green
F540




Yellow
F450




Violet
F295


PU FLEX METALLIC




Gold
M410




Silver
M150




Graphite
M600




Bronze
M650




Rame
M700




Copper Gold
M660



Gold Ad
M750




Black
M199




Pink
M390


PU FLEX SHINE




Pearl
SH150



Blue
SH286



Pink
SH206



Yellow
SH379

PU FLEX

ÜRÜN TANIMI

Plotter ile kesim uygulamaları için PU malzeme

ÖZELLİKLER

Ebat: 50 cm x 25 m

Net kilo: 5 kg/rol

BASIM TALİMATLARI

Aşağıdaki talimatlar sadece normal şartlara göredir.

Derece: 150°C (302°F)

Baskı süresi: 12 saniye

KULLANIM TALİMATLARI

- 1) PU üzerinde plotter makinası ile ürünü tersten kesiniz.
- 2) Fazlalıkları çıkarınız.
- 3) Ürünü tişörtün üzerine koyunuz.
- 4) Orta basınçta 12 saniye presleyiniz.
- 5) **PU Flex Sublistop/PU Flex Fluo/PU Flex Metallic:**
Sıcakken polyester taşıyıcı filmi çekiniz.
PU Flex Shine: Ilıkken polyester taşıyıcı filmi çekiniz.

UYGUN KUMAŞLAR

Pamuk, polyester/pamuk karışımı, polyester/akrilik vb tekstiller için uygundur.
Boyanmış ve işlem görmüş kumaşlar için uygun değildir.


UYARI

Bu belgedeki bilgiler bizim tecrübelerimize dayanarak verilmiştir.

Size standart üretiminizden önce ürünümüzü test etmenizi öneririz.



Deseni tersten kesiniz



150°C (302°F)



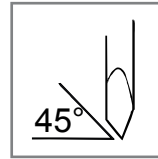
Orta basınç



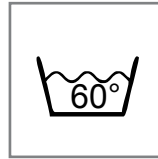
12 saniye presleme



PU Flex Sublistop
PU Flex Fluo
PU Flex Metallic
Sıcak çekim
PU Flex Shine
Ilk çekim



45°



PU Flex Sublistop
PU Flex Fluo
PU Flex Metallic
* **PU Flex Shine**
40°

PU FLEX GLITTER




White
G100



Black
G199



Red
G350



Blue
G230



Gold
GM410




Silver
GM150




Pink
G390



Purple
G290



Orange Fluo
G370




Yellow Fluo
G450


PU FLEX GLOSS




White
G100




Black
G199




Red
GY350




Gold
GYM410



Silver
GYM150



Graphite
GYM600



Bronze
GYM650



Cristal
GYS000

PU FLEX LUMINOUS



Luminous
LMN

PU FLEX

ÜRÜN TANIMI

Plotter ile kesim uygulamaları için PU malzeme

ÖZELLİKLER

Ebat: 50 cm x 25 m

Net kilo: 5 kg/rol

BASIM TALİMATLARI

Aşağıdaki talimatlar sadece normal şartlara göredir.

Derece: 150°C (302°F)

PU Flex Glitter - PU Flex Gloss

Baskı süresi: 12 saniye

PU Flex Luminous

Baskı süresi: 5 saniye

KULLANIM TALİMATLARI

- 1) PU üzerinde plotter makinası ile ürünü tersten kesiniz.
- 2) Fazlalıkları çıkarınız.
- 3) Ürünü tişörtün üzerine koyunuz.
- 4) **PU Flex Glitter - PU Flex Gloss:** Orta basınçta 12 saniye presleyiniz.
PU Flex Luminous: Orta basınçta 5 saniye presleyiniz.
- 5) Sıcakken polyester taşıyıcı filmi çekiniz.

UYGUN KUMAŞLAR

Pamuk, polyester/pamuk karışımı, polyester/akrilik vb tekstiller için uygundur.

Boyanmış ve işlem görmüş kumaşlar için uygun değildir.

UYARI

Bu belgedeki bilgiler bizim tecrübelerimize dayanarak verilmiştir.

Size standart üretimizden önce ürünümüzü test etmenizi öneririz.



Deseni tersten kesiniz



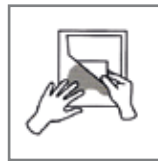
150°C (302°F)



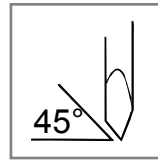
Orta basınç



PU Flex Glitter
PU Flex Gloss
12 saniye presleme
PU Flex Luminous
5 saniye presleme



Sıcak çekim



45°




PU Flex Glitter
PU Flex Gloss
* **PU Flex Luminous**
40°


RUBBER




White
S100




Black
S199




Grey
S105



Navy Blue
S205




Royal Blue
S230




Red
S350




Orange
S370




Gold Yellow
S410




Medium Yellow
S430




Green
S540




Gold
M410




Silver
M150



Pink Fluo
F390



Yellow Fluo
F450



Green Fluo
F540

3D REFLECTIVE FILM



HT 3000 D
Silver



HT 3500 D
Dark Gray



HT630D-RP
Gold



HT605D-RP
Black




HT600D-RP
Silver

3D PU EMBOSSED


SPESSO



White
S100



Black
S199



Red
S350

RUBBER / 3D REFLECTIVE FILM / 3D PU EMBOSSED / SPESSO

ÜRÜN TANIMI

Plotter ile kesim uygulamaları için PU malzeme

ÖZELLİKLER

Rubber: Ebat: 50 cm x 25 m Net kilo: 5 kg/rol	3D Reflective Film: Ebat: 50 cm x 25 m Net kilo: 9,6 kg/rol	3D PU EMBOSSED Ebat: 50 cm x 25 m Net Kilo: 8 kg / roll	SPESSO Ebat: 50 cm x 20 m Net Kilo: 7 kg / roll
--	--	--	--

BASIM TALİMATLARI

Aşağıdaki talimatlar sadece normal şartlara göredir.

Derece: 150°C (302°F) ~ 160°C (320°F)

Baskı süresi: 5-12 saniye ön taraftan + 20 saniye arka taraftan

KULLANIM TALİMATLARI

- 1) PU üzerinde plotter makinası ile ürünü tersten kesiniz.
- 2) Fazlalıkları çıkarınız.
- 3) Ürünü tişörtün üzerine koyunuz.
- 4) Orta basınçta 5-12 saniye ön taraftan + 20 saniye arka taraftan presleyiniz.
- 5) Ilıkken polyester taşıyıcı filmi çekiniz.

UYGUN KUMAŞLAR

Pamuk, polyester/pamuk karışımı, polyester/akrilik vb tekstiller için uygundur.

Boyanmış ve işlem görmüş kumaşlar için uygun değildir.


UYARI

Bu belgedeki bilgiler bizim tecrübelerimize dayanarak verilmiştir.

Size standart üretiminden önce ürünümüzü test etmenizi öneririz.



Deseni tersten kesiniz



RUBBER
3D REFLECTIVE FILM
SPESSO
150°C (302°F)

3D PU EMBOSSED
160°C (320°F)



Orta basınç



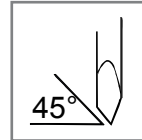
RUBBER
3D REFLECTIVE FILM
5 sec. front side + 20 sec. back side

3D PU EMBOSSED
10 sec. front side + 20 sec. back side

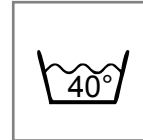
SPESSO
12 sec. front side + 20 sec. back side



Ilık çekim




45°




40°




OS001
White




OS002
Black



OS003
Royal Blue




OS004
Navy Blue




OS005
Sky Blue




OS006
Yellow




OS007
Golden Yellow




OS008
Red




OS009
Orange




OS010
Purple




OS011
Green




OS012
Gray




OS013
Brown




OS014
Pink




OS015
Maroon




OS016
Gold



OS017
Silver




OS018
Dark Blue




OS019
Deep Blue




OS020
Hot Red




OS021
Dark Green




OS022
Lime Yellow




OS023
Aqua Blue



OS024
Aqua Marine




OS025
Camel




OS026
Fuchsia



OS027
Khaki



OS028
Light Green




OS029
Dark Silver



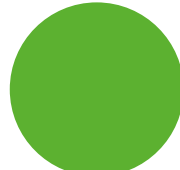
OS031
Neon Yellow




OS032
Neon Orange




OS033
Neon Pink




OS034
Neon Green




OS035
Neon Blue



OS041
Mid Blue



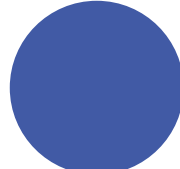
OS042
Magenta




OS043
Beige




OS030
L Grey




OS045
Ocean Blue




OS046
Dark Navy




OS048
Light Camel



OS049
Dark Khaki



OS050
Rose Gold



OS051
Peach

PVC FLEX

ÜRÜN TANIMI

Plotter ile kesim uygulamaları için PVC malzeme

ÖZELLİKLER

Ebat: 50 cm x 50 m

Net kilo: 10,6 kg/rol

BASIM TALİMATLARI

Aşağıdaki talimatlar sadece normal şartlara göredir.

Derece: 150°C (302°F) 160°C (320°F)

Baskı süresi: 10 ~ 12 saniye

KULLANIM TALİMATLARI

- 1) PVC üzerinde plotter makinası ile ürünü tersten kesiniz.
- 2) Fazlalıkları çıkarınız.
- 3) Ürünü tişörtün üzerine koyunuz.
- 4) Orta basınçta 10 ~ 12 saniye presleyiniz.
- 5) Soğuk/ılıkken polyester taşıyıcı filmi çekiniz.

UYGUN KUMAŞLAR

Pamuk, polyester/pamuk karışımı, polyester/akrilik vb tekstiller için uygundur.

Boyanmış ve işlem görmüş kumaşlar için uygun değildir.


UYARI

Bu belgedeki bilgiler bizim tecrübelerimize dayanarak verilmiştir.

Size standart üretiminizden önce ürünümüzü test etmenizi öneririz.



Deseni tersten kesiniz



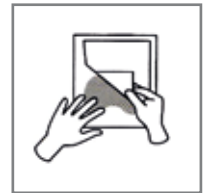
150°C (302°F) ~160°C (320°F)



Orta basınç



10 - 12 saniye presleme




Ilık/Soğuk çekim


PVC FLEXIBLE FLEX (ESNEK FLEX)




DS-01
White



DS-02
Fluo Yellow




DS-03
Fluo Orange




DS-04
Fluo Pink




DS-05
Fluo Green




DS-06
Silver




DS-07
Gold




DS-08
Sky Blue




DS-09
N/Blue




DS-10
R/Blue




DS-11
Purple




DS-12
Navy




DS-13
Black




DS-14
N/Gray




DS-15
Gray




DS-16
Yellow




DS-17
Red



DS-18
Brown



DS-19
Green



DS-20
Khaki

PVC FLEXIBLE FLEX (ESNEK FLEX)

ÜRÜN TANIMI

Plotter ile kesim uygulamaları için esnek film flex malzeme

ÖZELLİKLER

Ebat: 50 cm x 50 m

Net kilo: 15 kg/rol

BASIM TALİMATLARI

Aşağıdaki talimatlar sadece normal şartlara göredir.

Derece: 150°C (302°F)

Baskı süresi: 15 saniye

KULLANIM TALİMATLARI

- 1) Film üzerinde lazer makinası ile ürünü tersten kesiniz.
- 2) Fazlalıkları çıkarınız.
- 3) Ürünü tişörtün üzerine koyunuz.
- 4) Orta basınçta 15 saniye presleyiniz.
- 5) Soğuk/ılıkken polyester taşıyıcı filmi çekiniz.

UYGUN KUMAŞLAR

Pamuk, polyester/pamuk karışımı, polyester/akrilik vb tekstiller için uygundur.

Boyanmış ve işlem görmüş kumaşlar için uygun değildir.


UYARI

Bu belgedeki bilgiler bizim tecrübelerimize dayanarak verilmiştir.

Size standart üretiminizden önce ürünümüzü test etmenizi öneririz.



Deseni tersten kesiniz



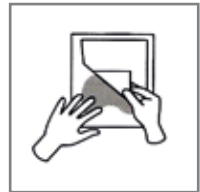
150°C (302°F)



Orta basınç



15 saniye presleme



Ilık/Soğuk çekim

HOLOGRAM



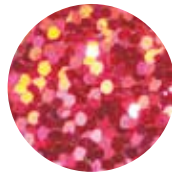
Silver
H-01




Gold
H-02



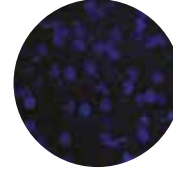
Fuchsia
H-03



Pink
H-04



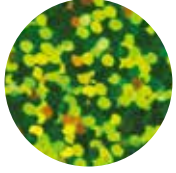
Red
H-05




R/Blue
H-06




Violet
H-07



Green
H-08



Purple
H-09




Black
H-10




Sky
H-11




Orange
H-12



Aqua
H-13



L/Green
H-14




Brown
H-15



S/Silver
H-16




Rainbow(A)
H-17



Rainbow(B)
H-18



CR-Crystal



CRG-G/Crystal

NORMAL



Silver
N-01



Gold
N-02



Fuchsia
N-03



Pink
N-04



Red
N-05



R/Blue
N-06




Violet
N-07



Green
N-08



Sky
N-09



Black
N-10



Clear
N-11



Orange
N-12



Aqua
N-13



L/Green
N-14



Copper
N-15



Mint
N-16



L/Brown
N-17



Grey
N-18



M/Silver
N-19



Rainbow
N-20



White
N-21

HOLOGRAM

ÜRÜN TANIMI

Plotter ile kesim uygulamaları için hologram malzeme

ÖZELLİKLER

Ebat: 50 cm x 100 m

Net kilo: 14 kg/rol

BASIM TALİMATLARI

Aşağıdaki talimatlar sadece normal şartlara görelerdir.

Derece: 150°C (302°F) 160°C (320°F)

Baskı süresi: 8 ~ 10 saniye

KULLANIM TALİMATLARI

- 1) Hologramın üzerinde plotter makinası ile ürünü tersten kesiniz.
- 2) Fazlalıkları çıkarınız.
- 3) Ürünü tişörtün üzerine koyunuz.
- 4) Orta basınçta 8 ~ 10 saniye presleyiniz.
- 5) Soğuk/ılıkken polyester taşıyıcı filmi çekiniz.

UYGUN KUMAŞLAR

Pamuk, polyester/pamuk karışımı, polyester/akrilik vb tekstiller için uygundur.

Boyanmış ve işlem görmüş kumaşlar için uygun değildir.


UYARI

Bu belgedeki bilgiler bizim tecrübelerimize dayanarak verilmiştir.

Size standart üretimizden önce ürünümüzü test etmenizi öneririz.



Deseni tersten kesiniz



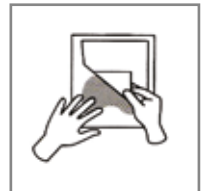
150°C (302°F) 160°C (320°F)



Orta basınç



8 - 10 saniye presleme



Ilık/Soğuk çekim

SLIM FOIL



Silver
SM-01




Gold
SM-02




Royal Blue
SM-03



Red
SM-04



Black
SM-05



Matt Black
SM-06



White
SM-07



Green
SM-08



Brown
SM-09



Fuchsia
SM-10



Blue
SM-11



Matt Silver
SM-12



Light Gold
SM-13



Matt Red
SM-14



Matt Royal
Blue
SM-15



Mint
SM-16



Mat Gold
SM-17



Silver AB
SM-18



Spangle Silver
AB
SM-19



Rainbow
SM-20



SM-21

SLIM FOIL

ÜRÜN TANIMI

Plotter ile kesim uygulamaları için slim foil malzeme

ÖZELLİKLER

Ebat: 50 cm x 100 m

Net kilo: 13 kg/rol

BASIM TALİMATLARI

Aşağıdaki talimatlar sadece normal şartlara göredir.

Derece: 150°C (302°F) 160°C (320°F)

Baskı süresi: 8 ~ 10 saniye

KULLANIM TALİMATLARI

- 1) Slim foil üzerinde plotter makinası ile ürünü tersten kesiniz.
- 2) Fazlalıkları çıkarınız.
- 3) Ürünü tişörtün üzerine koyunuz.
- 4) Orta basınçta 8 ~ 10 saniye presleyiniz.
- 5) Soğuk/ılıkken polyester taşıyıcı filmi çekiniz.

UYGUN KUMAŞLAR

Pamuk, polyester/pamuk karışımı, polyester/akrilik vb tekstiller için uygundur.

Boyanmış ve işlem görmüş kumaşlar için uygun değildir.


UYARI

Bu belgedeki bilgiler bizim tecrübelerimize dayanarak verilmiştir.

Size standart üretiminizden önce ürünümüzü test etmenizi öneririz.



Deseni tersten kesiniz



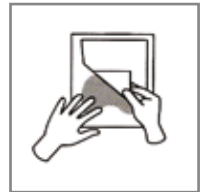
150°C (302°F) 160°C (320°F)



Orta basınç



8 - 10 saniye presleme



Ilık/Soğuk çekim


GLITTER




GS-01




GS-02



GS-03



GS-05



GS-06



GS-07




GS-08



GS-09



GS-10



GS-11




GS-12



GS-17



GS-18




GS-19



GS-20




GS-24



GS-25




GS-26




GS-27




GS-29




GS-32




GS-33



GS-35



GS-41



GS-45



GS-46



GS-63

GLITTER

ÜRÜN TANIMI

Plotter ile kesim uygulamaları için Glitter malzeme

ÖZELLİKLER

Ebat: 50 cm x 50 m

Net kilo: 11 kg / rol

BASIM TALİMATLARI

Aşağıdaki talimatlar sadece normal şartlara göredir.

Derece: 150°C (302°F) 160°C (320°F)

Baskı süresi: 10 ~ 15 saniye

KULLANIM TALİMATLARI

- 1) Glitter üzerinde plotter makinası ile ürünü tersten kesiniz.
- 2) Fazlalıkları çıkarınız.
- 3) Ürünü tişörtün üzerine koyunuz.
- 4) Orta basınçta 10 ~ 15 saniye presleyiniz.
- 5) Soğuk/ılıkken polyester taşıyıcı filmi çekiniz.

UYGUN KUMAŞLAR

Pamuk, polyester/pamuk karışımı, polyester/akrilik vb tekstiller için uygundur.

Boyanmış ve işlem görmüş kumaşlar için uygun değildir.


UYARI

Bu belgedeki bilgiler bizim tecrübelerimize dayanarak verilmiştir.

Size standart üretiminizden önce ürünümüzü test etmenizi öneririz.



Deseni tersten kesiniz



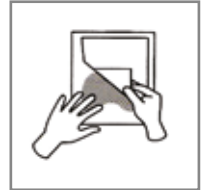
150°C (302°F) ~160°C (320°F)



Orta basınç



10 - 15 saniye presleme



Ilık/Soğuk çekim

GLITTER HOLOGRAM



GHR-30



GHR-31



GHR-32



GMX-01

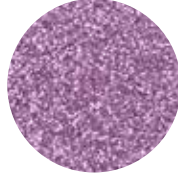
GLITTER RAINBOW




GKR-21




GKR-22



GKR-24



GKR-25



GKR-26



GKRP-21
PRINTABLE


GLITTER FLUORESCENCE RAINBOW




GRF-62



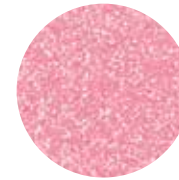
GRF-63



GRF-64



GRF-65



GRF-68


GLITTER PEARL



GL-02



GL-04



GL-07



GL-08

GLITTER

ÜRÜN TANIMI

Plotter ile kesim uygulamaları için Glitter malzeme

ÖZELLİKLER

Ebat: 50 cm x 50 m

Net kilo: 11 kg/rol

BASIM TALİMATLARI

Aşağıdaki talimatlar sadece normal şartlara göredir.

Derece: 150°C (302°F) 160°C (320°F)

Baskı süresi: 10 ~ 15 saniye

KULLANIM TALİMATLARI

- 1) Glitter üzerinde plotter makinası ile ürünü tersten kesiniz.
- 2) Fazlalıkları çıkarınız.
- 3) Ürünü tişörtün üzerine koyunuz.
- 4) Orta basınçta 10 ~ 15 saniye presleyiniz.
- 5) Soğuk/ılıkken polyester taşıyıcı filmi çekiniz.

UYGUN KUMAŞLAR

Pamuk, polyester/pamuk karışımı, polyester/akrilik vb tekstiller için uygundur.

Boyanmış ve işlem görmüş kumaşlar için uygun değildir.


UYARI

Bu belgedeki bilgiler bizim tecrübelerimize dayanarak verilmiştir.

Size standart üretiminizden önce ürünümüzü test etmenizi öneririz.



Deseni tersten kesiniz



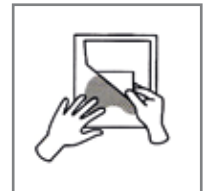
150°C (302°F) ~160°C (320°F)



Orta basınç



10 - 15 saniye presleme



Ilık/Soğuk çekim

REFLECTIVE (REFLEKTÖR)



Y101
Gray



Y001
Silver

COLORED REFLECTIVE (RENKLİ REFLEKTÖR)



HT-201A
Red



HT-202A
Royal Blue




HT-203A
Yellow



HT-204A
Green



HT-205A
Black



HT-206A
White




HT-207A
Gold



HT-208A
Cobalt Blue



HT-209A
Sky Blue



HT-210A
Fluo Yellow



HT-211A
Fluo Pink



HT-212A
Fluo Green



HT-213A
Fluo Orange



HT-214A
Fluo Red



HT-215A
Dk.Grey

REFLECTIVE (REFLEKTÖR) – COLORED REFLECTIVE (RENKLİ REFLEKTÖR)

ÜRÜN TANIMI

Plotter ile kesim uygulamaları için Reflektif Film malzeme

ÖZELLİKLER

Renkli Reflektör:	Reflektör:
Ebat: 50 cm x 50 m	Ebat: 50 cm x 50 m
Net kilo: 11 kg / rol	Net kilo: 9,6 kg / rol

BASIM TALİMATLARI

Aşağıdaki talimatlar sadece normal şartlara göredir.

Derece: 150°C (302°F)

Baskı süresi: 15 saniye

KULLANIM TALİMATLARI

- 1) Film üzerinde lazer makinası ile ürünü tersten kesiniz.
- 2) Fazlalıkları çıkarınız.
- 3) Ürünü tişörtün üzerine koyunuz.
- 4) Orta basınçta 15 saniye presleyiniz.
- 5) Soğuk/ılıkken polyester taşıyıcı filmi çekiniz.

UYGUN KUMAŞLAR

Pamuk, polyester/pamuk karışımı, polyester/akrilik vb tekstiller için uygundur.
Boyanmış ve işlem görmüş kumaşlar için uygun değildir.


UYARI

Bu belgedeki bilgiler bizim tecrübelerimize dayanarak verilmiştir.

Size standart üretimizden önce ürünümüzü test etmenizi öneririz.



Deseni tersten kesiniz



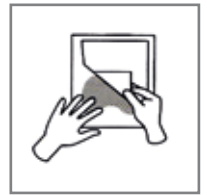
150°C (302°F)



Orta basınç



15 saniye presleme



Ilık/Soğuk çekim

FLOCK



OSF001
White



OSF002
Black



OSF003
Royal Blue



OSF004
Navy Blue



OSF005
Sky Blue



OSF006
Yellow



OSF007
Pink



OSF008
Red



OSF009
Orange



OSF010
Beige



OSF011
Green



OSF012
Gray

FLOCK

ÜRÜN TANIMI

Plotter ile kesim uygulamaları için Flok malzeme

ÖZELLİKLER

Ebat: 50 cm x 25 m

Net kilo: 7 kg/rol

BASIM TALİMATLARI

Aşağıdaki talimatlar sadece normal şartlara göredir.

Derece: 150°C (302°F) 160°C (320°F)

Baskı süresi: 8 - 10 saniye

KULLANIM TALİMATLARI

- 1) Film üzerinde plotter makinası ile ürünü tersten kesiniz.
- 2) Fazlalıkları çıkarınız.
- 3) Ürünü tişörtün üzerine koyunuz.
- 4) Orta basınçta 8~10 saniye presleyiniz.
- 5) Soğukken polyester taşıyıcı filmi çekiniz.

UYGUN KUMAŞLAR

Pamuk, polyester/pamuk karışımı, polyester/akrilik vb tekstiller için uygundur.

Boyanmış ve işlem görmüş kumaşlar için uygun değildir.


UYARI

Bu belgedeki bilgiler bizim tecrübelerimize dayanarak verilmiştir.

Size standart üretiminizden önce ürünümüzü test etmenizi öneririz.



Deseni tersten kesiniz



150°C (302°F) 160°C (320°F)



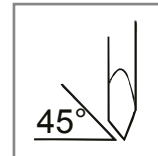
Orta basınç



8 - 10 saniye presleme



Soğuk çekim




45°




40°

CARBON FLEX


White
CS100




Black
CS199




Royal Blue
CS320




Flame Red
CS360




Orange
CS370




Baby Pink
CS385




Medium Yellow
CS430




Apple Green
CS520



Silver
CSM150



Gold
CSM410



Graphite
CSM600

CARBON FLEX

ÜRÜN TANIMI

Plotter ile kesim uygulamaları için PU malzeme

ÖZELLİKLER

Ebat: 50 cm x 25 m

Net kilo: 2 kg / rol

BASIM TALİMATLARI

Aşağıdaki talimatlar sadece normal şartlara göredir.

Derece: 140°C (284°F)

Baskı süresi: 8 saniye

KULLANIM TALİMATLARI

- 1) PU üzerinde plotter makinası ile ürünü tersten kesiniz.
- 2) Fazlalıkları çıkarınız.
- 3) Ürünü tişörtün üzerine koyunuz.
- 4) Orta basınçta 8 saniye presleyiniz.
- 5) Ilıkken polyester taşıyıcı filmi çekiniz.

UYGUN KUMAŞLAR

Pamuk, polyester / pamuk karışımı, polyester / akrilik vb tekstiller için uygundur.

Boyanmış ve işlem görmüş kumaşlar için uygun değildir.

UYARI

Bu belgedeki bilgiler bizim tecrübelerimize dayanarak verilmiştir.

Size standart üretiminizden önce ürünümüzü test etmenizi öneririz.



Deseni tersten kesiniz



140°C (284°F)



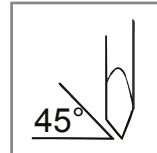
Orta basınç



8 saniye presleme



İlk çekim




45°




40°


CHAMELEON




Pink
C03




Blue
C01




Orange
C02



Green
C04




Red
C05




Violet
C06


MOSAIC FILM




Silver
M01




Gold
M02



Black
M10



Brown
M13



S/Silver
M14



Dark Grey
M11

CHAMELEON / MOSAIC

ÜRÜN TANIMI

Plotter ile kesim uygulamaları için malzeme

ÖZELLİKLER

CHAMELEON

MOSAIC

Ebat: 50 cm x 100 m

Ebat: 27 cm x 45 m

Net Kilo: 14,5 kg / roll

Net Kilo: 8 kg / roll

BASIM TALİMATLARI

Aşağıdaki talimatlar sadece normal şartlara göredir.

Derece: 160°C (302°F) ~ 180°C (356°F)

Baskı süresi: 8-12 saniye

KULLANIM TALİMATLARI

- 1) PU üzerinde plotter makinası ile ürünü tersten kesiniz.
- 2) Fazlalıkları çıkarınız.
- 3) Ürünü tişörtün üzerine koyunuz.
- 4) Orta basınçta 8-12 saniye presleyiniz.
- 5) Ilıkken polyester taşıyıcı filmi çekiniz.

UYGUN KUMAŞLAR

Pamuk, polyester / pamuk karışımı, polyester / akrilik vb tekstiller için uygundur.

Boyanmış ve işlem görmüş kumaşlar için uygun değildir.


UYARI

Bu belgedeki bilgiler bizim tecrübelerimize dayanarak verilmiştir.

Size standart üretiminizden önce ürünümüzü test etmenizi öneririz.



Deseni tersten kesiniz



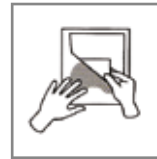
CHAMELEON
160°C (320°F) - 170°C (338°F)
MOSAIC
170°C (338°F) - 180°C (356°F)



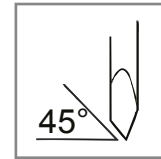
Orta basınç



CHAMELEON
8 - 12 saniye presleme
MOSAIC
10 - 12 saniye presleme



Ilık çekim




45°




40°

GLOW IN THE DARK




HT500A
Lime Green


GLOW IN THE DARK / REFLECTIVE / FLUO COLOR




HT553A
Fluo Yellow



HT554A
Fluo Green



HT558A
Fluo Orange



HT511A
Fluo Pink

GLOW IN THE DARK / GLOW IN THE DARK + REFLECTIVE + FLUO COLOR

ÜRÜN TANIMI

Plotter ile kesim uygulamaları için PU malzeme

ÖZELLİKLER

GLOW IN THE DARK

Ebat: 50 cm x 25 m

Net Kilo: 18,5 kg / roll

GLOW IN THE DARK + REFLECTIVE + FLUO COLOR

Ebat: 50 cm x 25 m

Net Kilo: 15 kg / roll

BASIM TALİMATLARI

Aşağıdaki talimatlar sadece normal şartlara göredir.

Derece: 150°C (302°F)

Baskı süresi: 10 saniye

KULLANIM TALİMATLARI

- 1) Glitter üzerinde plotter makinası ile ürünü tersten kesiniz.
- 2) Fazlalıkları çıkarınız.
- 3) Ürünü tişörtün üzerine koyunuz.
- 4) Orta basınçta 10 saniye presleyiniz.
- 5) Ilıkken polyester taşıyıcı filmi çekiniz.

UYGUN KUMAŞLAR

Pamuk, polyester / pamuk karışımı, polyester / akrilik vb tekstiller için uygundur.

Boyanmış ve işlem görmüş kumaşlar için uygun değildir.


UYARI

Bu belgedeki bilgiler bizim tecrübelerimize dayanarak verilmiştir.

Size standart üretiminizden önce ürünümüzü test etmenizi öneririz.



Deseni tersten kesiniz



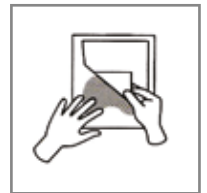
150°C (302°F)



Orta basınç



10 saniye presleme



Ilık çekim

PU FLEX SOFT SHELL



Silver
SSM150



Gold
SSM410

PU FLEX MIRROR



Silver
SMR150



Gold
SMR410

PU FLEX SOFT MIRROR



Silver
SMR150



Gold
SMR410



Aqua
SMR255



Purple
SMR290



Flame Red
SMR360



Orange
SMR370



Titanium
SMR500




Olive
SMR515



Green
SMR540



Copper
SMR700



Holographic
SMRH



Multispot
SMMS



Military Green
SMMLG



Military White
SMMLW



Leo Silver
SMR450



Leo Gold
SMR540

PU SOFT SHELL / PU FLEX MIRROR / PU SOFT MIRROR

ÜRÜN TANIMI

Plotter ile kesim uygulamaları için PU malzeme

ÖZELLİKLER

PU SOFT SHELL	PU MIRROR	PU SOFT MIRROR
Ebat: 50 cm x 25 m	Ebat: 50 cm x 25 m	Ebat: 50 cm x 25 m
Net Kilo: 5 kg / roll	Net Kilo: 4 kg / roll	Net Kilo: 3,5 kg / roll

BASIM TALİMATLARI

Aşağıdaki talimatlar sadece normal şartlara göredir.

Derece: 140°C (284°F) ~ 150°C (302°F)

Baskı süresi: 8-12 saniye

KULLANIM TALİMATLARI

- 1) PU üzerinde plotter makinası ile ürünü tersten kesiniz.
- 2) Fazlalıkları çıkarınız.
- 3) Ürünü tişörtün üzerine koyunuz.
- 4) Orta basınçta 8-12 saniye presleyiniz.
- 5) Ilıkken polyester taşıyıcı filmi çekiniz.

UYGUN KUMAŞLAR

Pamuk, polyester / pamuk karışımı, polyester / akrilik vb tekstiller için uygundur.

Boyanmış ve işlem görmüş kumaşlar için uygun değildir.

UYARI

Bu belgedeki bilgiler bizim tecrübelerimize dayanarak verilmiştir.

Size standart üretiminizden önce ürünümüzü test etmenizi öneririz.



Deseni tersten kesiniz



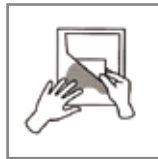
PU SOFT SHELL: 140°C (284°F)
PU MIRROR: 150°C (302°F)
PU SOFT MIRROR: 150°C (302°F)



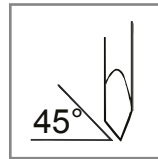
Orta basınç



PU SOFT SHELL: 8 sec. presleme
PU MIRROR: 12 sec. presleme
PU SOFT MIRROR: 12 sec. presleme



Ilık çekim



45°



40°

Mehmet Nesih Özmen Mah. Savur Sk. No: 22 Merter - Güngören / İSTANBUL

Tel: 0 212 637 37 10 Faks: 0 212 637 37 80


www.trutape.com.tr

/trutape

PUFF PU



White




Black

STRECH PU



White




Black

TPU



White



Black

PUFF PU - STRECH PU - TPU

ÜRÜN TANIMI

Plotter ile kesim uygulamaları için PU malzeme

ÖZELLİKLER

PUFF PU

Ebat: 50 cm x 50 m
Net Kilo: 8 kg / roll

STRECH PU

Ebat: 50 cm x 50 m
Net Kilo: 15 kg / roll

TPU

Ebat: 50 cm x 50 m
Net Kilo: 10 kg / roll

BASIM TALİMATLARI

Aşağıdaki talimatlar sadece normal şartlara göredir.

Derece: 155°C (302°F) ~ 165°C (302°F)

Baskı süresi: 8-12 saniye

KULLANIM TALİMATLARI

- 1) PU üzerinde plotter makinası ile ürünü tersten kesiniz.
- 2) Fazlalıkları çıkarınız.
- 3) Ürünü tişörtün üzerine koyunuz.
- 4) Orta basınçta 8-12 saniye presleyiniz.
- 5) Ilıkken polyester taşıyıcı filmi çekiniz.

UYGUN KUMAŞLAR

Pamuk, polyester / pamuk karışımı, polyester / akrilik vb tekstiller için uygundur.

Boyanmış ve işlem görmüş kumaşlar için uygun değildir.


UYARI

Bu belgedeki bilgiler bizim tecrübelerimize dayanarak verilmiştir.

Size standart üretiminizden önce ürünümüzü test etmenizi öneririz.



Deseni tersten kesiniz



PUFF PU: 165°C (329°F)
STRECH PU: 155°C (311°F)
TPU: 160°C (320°F)



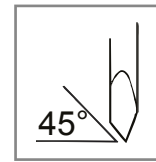
Orta basınç



PUFF PU: 8-12 presleme
STRECH PU: 8-12 presleme
TPU: 10 presleme



Ilık çekim



45°



40°



TRUTAPE

Plotter Films



KARYA TEKSTİL SAN. ve DIŞ TİC. A.Ş.

TRUTAPE

Mehmet Nesih Özmen Mh. Savur Sk. No: 22
Merter - Güngören / İstanbul - Turkey
P. +90 212 637 03 34 F. +90 212 637 03 38
info@trutape.com | www.trutape.com.tr

